


C/O/S/M/O® 60mm busbar-system



Busbar supports

- Two-piece busbar supports adjustable to different busbar width with means of integrated adjusting element

Busbar cover

- Clip on busbar covers are used for the protection of 3-pole and 4-pole busbar systems
- They are extendable or detachable at anytime. In addition they offer variable covering widths without measuring and cutting

Connection modules

- Connection modules connect the busbars to power supply and protect against unintentional access to live parts
- Integrated robust clamps establish electrical contact

C|O|S|M|O® system components

Description	Part No.
Busbar support	
3-pole	SST-60/49-3
End cover	
3-pole	A-SST-60/3
Busbar cover	
3-pole	SAD60/3
Connecting modules up to 250A	
3-pole 1,5mm ² -70mm ²	AM-60/250/3
Connecting modules up to 630A	
3-pole 70mm ² -300mm ²	AM-60/630/3

C|O|S|M|O® 60mm busbar system

Load disconnect switches for D-type fuses 63A

For Fuses	Current Rating (A)	Cable Connection	Connection Capacity(mm ²)	Connection to Busbars	Part No.
D02	63	Clamp	max. 25	Snap-on	DSL-60/183-5
Screw cap					K02

Fuse bases for D-type fuses -25A


For Fuses	Current Rating (A)	Cable Connection	Connection Capacity(mm ²)	Connection to Busbars	Part No.
DII	25	Clamp	max. 25	Snap-on	RS-60/273-5
Front Cover					ARS-273/230
Top or bottom end cover					GOURS273-230
Left or right side cover					ASRS-230
Screw Cap					K2

Fuse bases for D-type fuses -63A

For Fuses	Current Rating (A)	Cable Connection	Connection Capacity(mm ²)	Connection to Busbars	Part No.
DIII	63	Clamp		Snap-on	RS-60/333-5
Front Cover					ARS-333/230
Top or bottom end cover					GOURS333-230
Left or right side cover					ASRS-230
Screw Cap					K3

D - Type fuse bases

- Rated Current: 25A and 63A
- Rated Voltage: 25A - 500V, 63A - 690V
- Standard: IEC269-3-1
- Flame Resistance to: UL94V-0
- Terminal: Clamp Type, self lifting, 25mm² max.
- Touch Protection: Clip-on Covers for top, bottom and sides are available.
- Mounting: On Busbars 12-30mm width, 5 or 10mm thick.



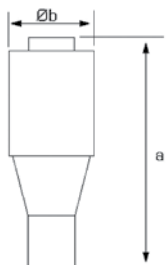
DSL-60/183-5



RS-60/273-5

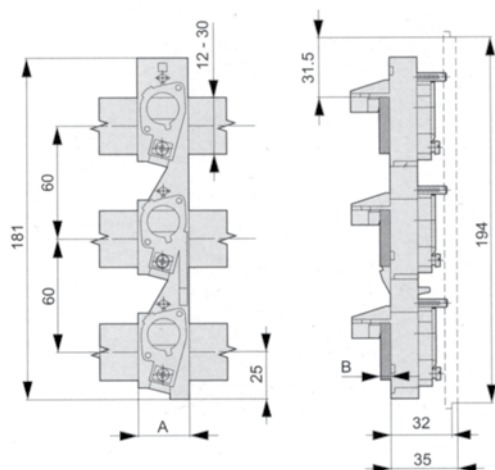


RS-60/333-5

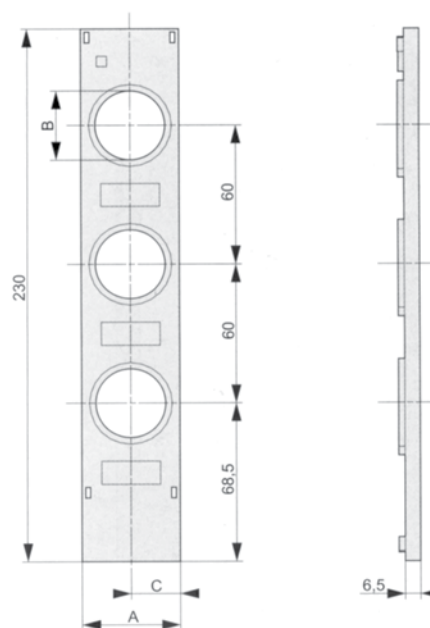


DIN size	Thread	Amps	a	Øb
D11	E27	10-25	50	21.8
D111	E33	35-63	50	28

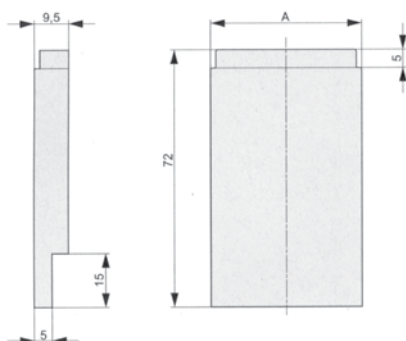
D-Type fuse bases



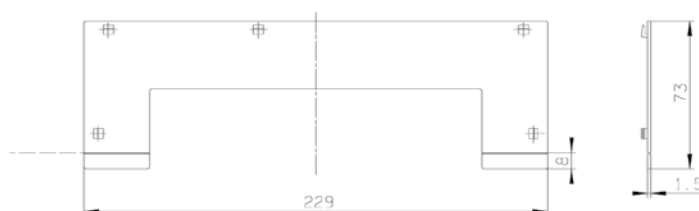
	A	A
RS60/273-5	45	45
RS60/333-5	54	5



	A	B	C
ARS273/230	45	30	22.5
ARS333/230	54	36	27



	A
GOURS273-60	42
GOURS333-60	57



ASRS-60

100mm busbar system



WH-BSC/3P

100mm busbar system components

Description			Part No.
3-pole busbar support			WH-BSC/3P
Support end cover			WH-BSEC
Busbar hole inserts			
	M8 thread	14mm bar hole	SI-BHI/M8
	M10 thread	14mm bar hole	SI-BHI/M10
	M12 thread	14mm bar hole	SI-BHI/M12
	M16 thread	18mm bar hole	SI-BHI/M16

Vertical fuse disconnects 100mm busbar mount - 3 pole individual pole switching

Size	For Fuses	Current Rating (A)	Switch Width (mm)	Busbar centre spacing (mm)	Part No.
00	DIN000 & DIN 00	160	50	100	SL00-3X/100/F/HA



SL00-3X/100/F/HA

Vertical fuse disconnects 100mm busbar mount - 3 pole switching in one action


Size	For Fuses	Current Rating (A)	Switch Width (mm)	Busbar centre spacing (mm)	Part No.
00	DIN000 & DIN 00	160	50	100	SL00-3X3/100/F/HA

Note: Refer also to Vertical fuse disconnects (pages 27-43)

185mm busbar system



SH100/185



AB-SL00/1



AL-SL00/42



H-SL00/185



H-RF

Description	Part No.
-------------	----------

3 pole busbar support

For busbars at 100mm or 185mm spacing	SH100/185
---------------------------------------	-----------

Busbar hole inserts

M8 thread	14mm bar hole	SL-BHI/M8
M10 thread	14mm bar hole	SL-BHI/M10
M12 thread	14mm bar hole	SL-BHI/M12
M16 thread	18mm bar hole	SL-BHI/M16

Adaptor kit (set of 3 pieces)

To mount 1x SL00-*** with front flush with SL 1,2,3	AB-SL00/1
---	-----------

Adaptor plates

To mount 2x SL00../185 with fronts flush with SL 1,2,3	AL-SL00/42
Cover 50mm width for spare position on AL-SL00/42	H-SL00/185

Spare position cover

Clip on cover 100mm width	H-RF
---------------------------	------

Cover holder

Set of 4 blocks to mount onto SL00,1,2,3	AH-SL
--	-------

100mm busbar system

Description	Part No.
-------------	----------

Adaptor plates

To mount 2x SL00../100 with fronts flush with SL 1,2,3	AL185-SL00/100/52
Cover 50mm width for spare position on AL185-SL00/100/52	H-SL00/100



JMTE-BBS3



JMTE-BBS6 front,
with 2x JMTE-BAR1
fitted



JMTE-BBS6 rear,
with 2x JMTE-BAR1
fitted

185mm Rack systems

Jean Müller NZ Ltd assembles complete busbar rack assemblies to customer requirements. The racks listed below are stock types but we can build racks to suit all requirements.

Rack construction:

- SH100/185 type tested busbar supports
- Plated copper busbars with M12 inserts fitted and stainless steel bolt, spring washer and flat washer attached.
- a 3mm plastic backplate give complete finger protection when disconnects are fitted in all positions.

Description	Part No.
-------------	----------

JMTE Rack systems			
700A	50x6mm bar	3 way	JMTE-BBS3
700A	50x6mm bar	4 way	JMTE-BBS4
700A	50x6mm bar	5 way	JMTE-BBS5
700A	50x6mm bar	6 way	JMTE-BBS6
1000A	60x10mm bar	4 way	JMTE-BBS4/1000
1000A	60x10mm bar	6 way	JMTE-BBS6/1000
1000A	60x10mm bar	8 way	JMTE-BBS8/1000
1300A	80x10mm bar	4 way	JMTE-BBS4/1300
1300A	80x10mm bar	6 way	JMTE-BBS6/1300
1300A	80x10mm bar	8 way	JMTE-BBS8/1300

Mounting straps		
For 6 way racks	30 x 5 x 650mm	JMTE-BAR1
For 6 way racks	50 x 5 x 650mm	JMTE-BAR13

Earth and neutral bars

Below is a listing of standard earth and neutral bars manufactured by JEAN MÜLLER NZ Ltd.

We also assemble any type and size to customer requirements.
Bars are tin plated copper and fitted with standoff insulators.
Connections shown are the quantity of busbar inserts fitted with screws and washers.

Standard earth and neutral bars


Connections	Bar Size	Current Rating	Part No.
7 x M10 connections	100x6x440mm	1200amp	JMTE-ENBS
8 x M12 connections			
6 x M10 connections	50x6x800mm	700amp	JMTE-ENBS2
8 x M12 connections			
10 x M12 connections	50x6x810mm	700amp	JMTE-ENBS10



JMTE-ENBS



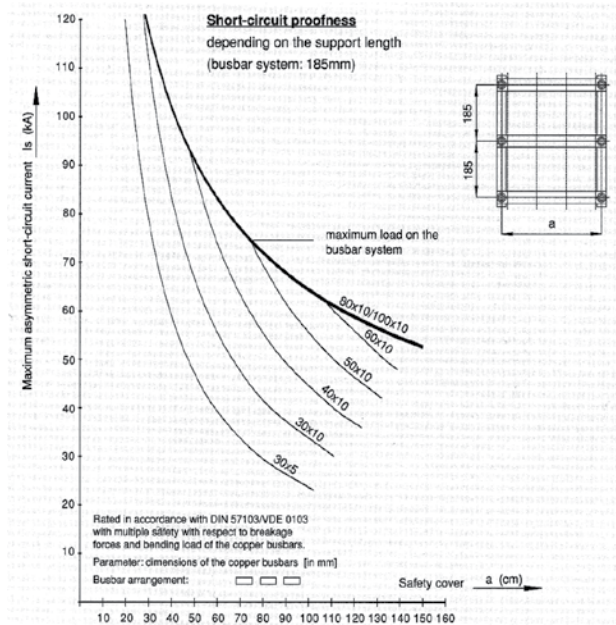
E/N bars



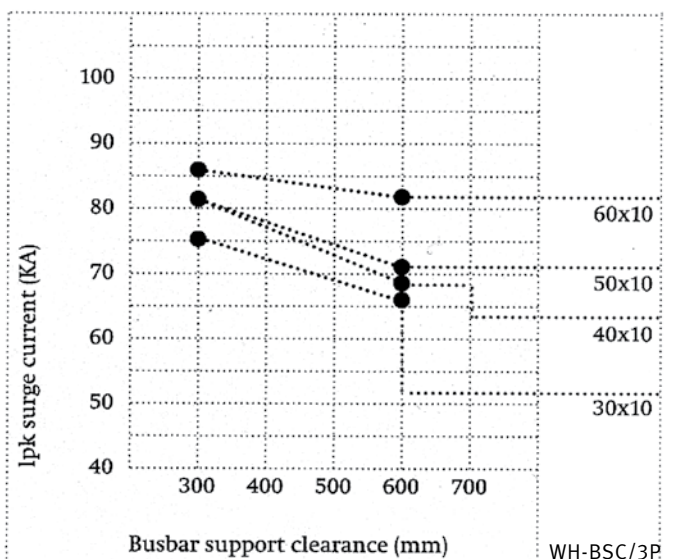
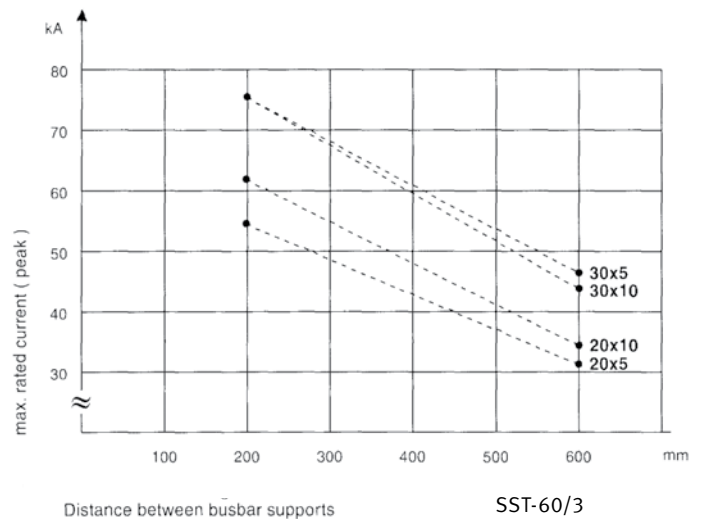
E/N bars made to customer specification

TECHNICAL INFORMATION

Busbar supports	SST-60/3	WH-BSC/3P	SH-100/185
Busbar thickness	5 or 10 mm	10mm	any
Busbar width	20 or 30 mm	30-60mm	20-120mm
Busbar mounting	Clamp on 60mm centres	Clamp on 100mm centres	Bolted into threaded bush M10 on 100mm or 185mm centres
Material		Silicon free, chlorine free	Glass-fibre, reinforced polyester
Temperature withstand		120C	
Short-circuit withstand	See Graph	See Graph	See Graph

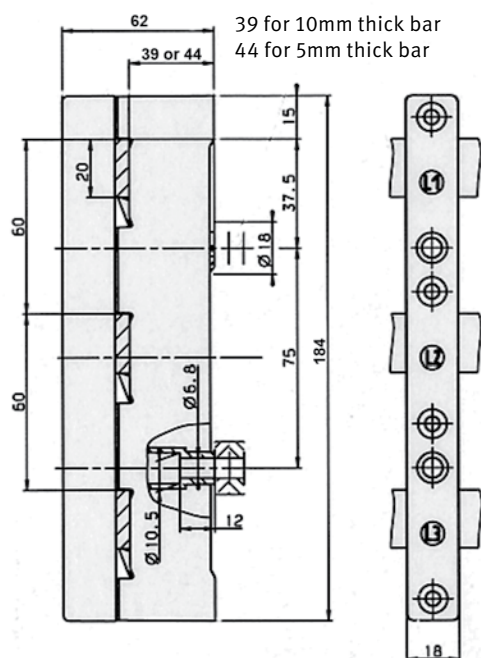


SH-100/185



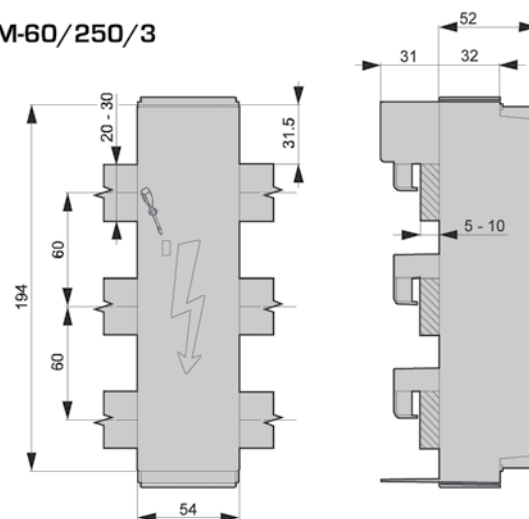
DIMENSIONS

SST-60/49-3

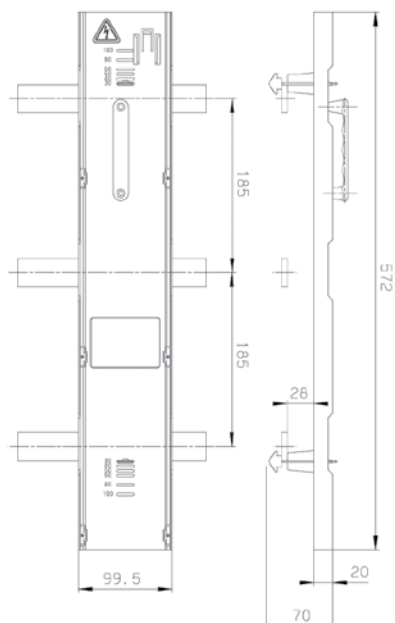


AM-60/250/3

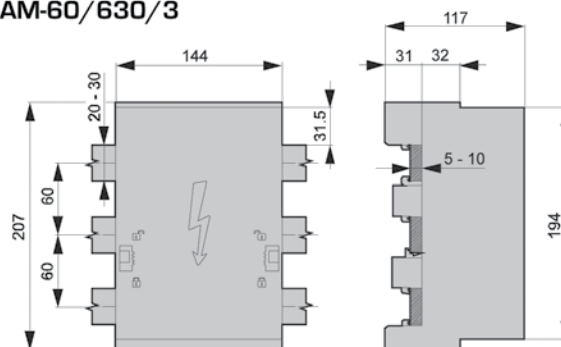
AM-60/250/3



H-RF



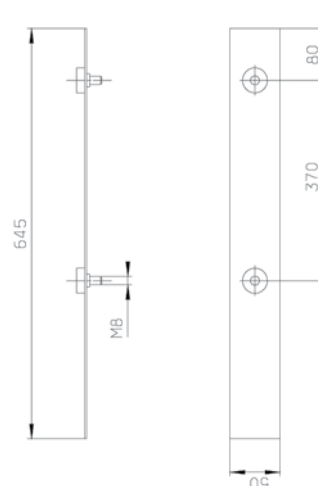
AM-60/630/3



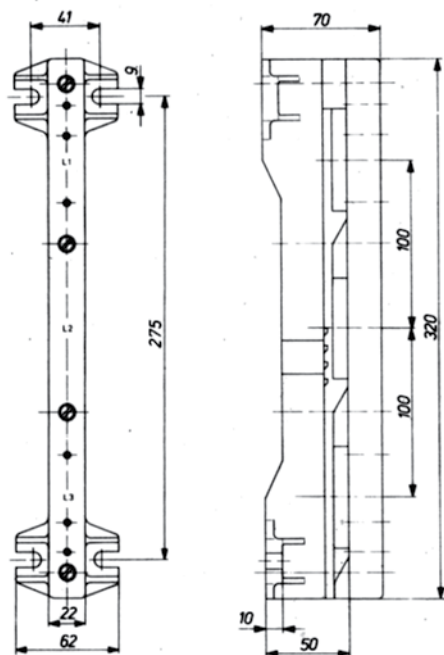
H-SL00/185



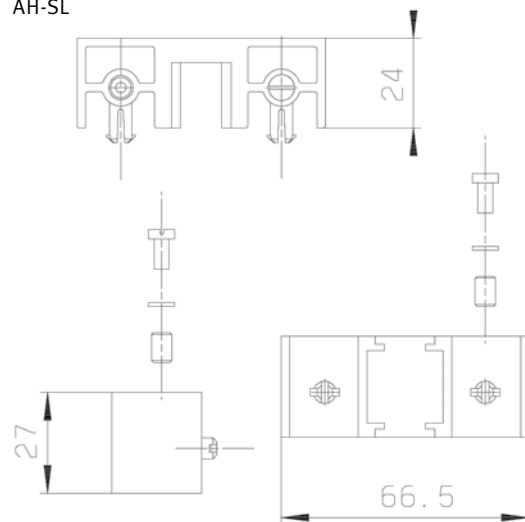
ASST-60/3



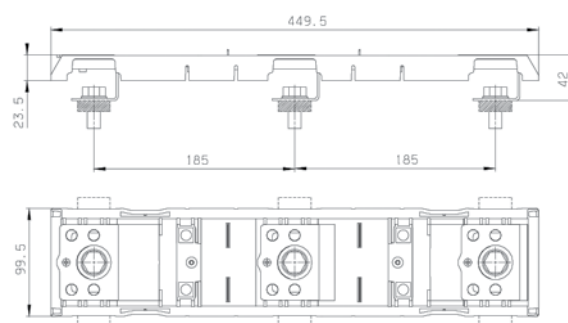
WH-BSC/3P



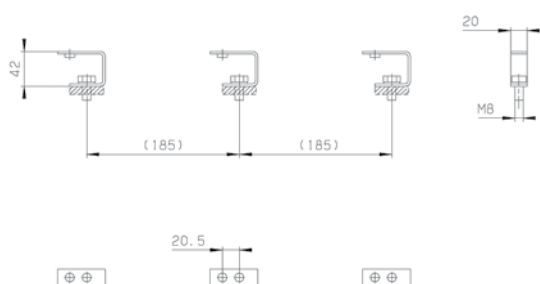
AH-SL



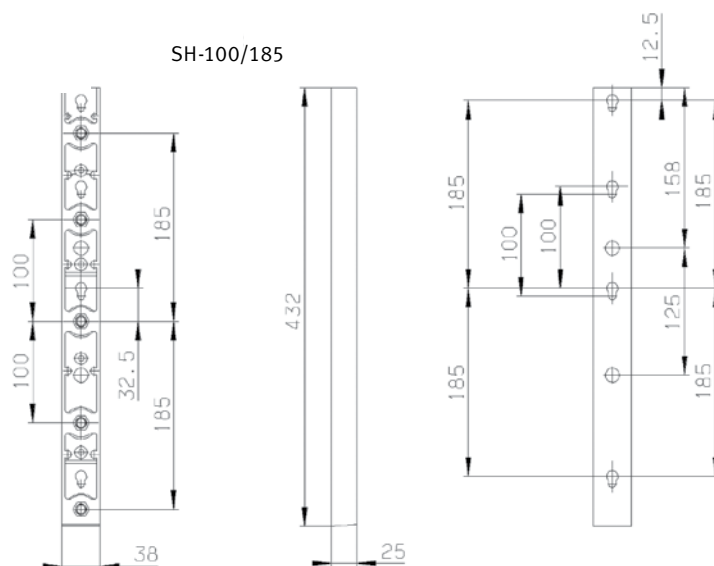
AL-SL00/42



AB-SL00/1

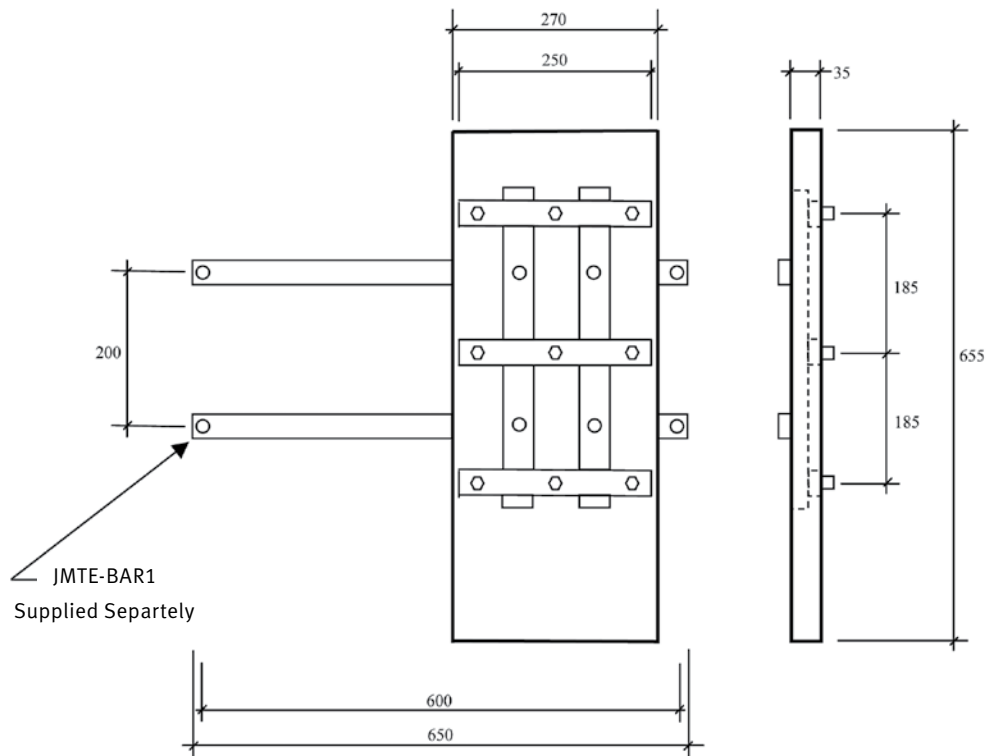


SH-100/185



Rack systems

JMTE-BBS3
JMTE-BBS6



JMTE-BBS6

